



Newsletter

Summer 2019

Contents

Time for Fair Squares	1
Spring 2019 MABD Challenge Winners!	2
Report from the national Project Linus Retreat	2
Project Linus Mystery Quilt Challenge #4	3
New Jelly Roll challenge for MABD	4
Tri-Cities Chapter Updates.....	5
Useful information!.....	6
Reminders: Other ways to support Project Linus	6
All this & more online!	6

Time for Fair Squares

Be on the lookout for more Fair Squares! Most kids love to color and there are two events coming up where they can do just that.

Marcus Whitman Back to School Carnival, August 18. This was a success last year, so West Side Church is partnering with Marcus Whitman School to help with a carnival. Project Linus will have a booth to “Help Project Linus Make a Blanket for a Child”. There was a terrific response last year and we came away with many colorful pictures on muslin squares.

Kids’ Day at the Fair, August 21. We will have a booth and need two volunteers each for shifts: 10:00 am-noon; noon-2:00 pm; 2:00-4 pm and 4:00-6 pm. We will have a sign-up sheet at the August workshops, or you can call Linda Porter (545-5391) to volunteer. If you have ever done this before, you know it is a lot of fun. Kids of all ages (1-99) sit and color and it is a popular spot at the fair!

Spring 2019 MABD Challenge Winners!

The winners of the Spring Make A Blanket Day Space blanket challenge are **Donna Smith**, **Barbara Stoops**, and **Judy Estes**. Thanks to ALL who created blankets for this challenge! We were completely impressed with the blankets we received. A new challenge will be announced at the October MABD.



See below for a quick challenge for the October MABD (& information about the next Mystery Challenge!)

Report from the national Project Linus Retreat

The first Project Linus Retreat was held in Kansas City, June 19-21. Representing the Tri-Cities chapter, Barbara Wetzel attended, joining chapters from across the US. About 100 people attended, sewing quilt tops, crocheting edging on fleece, and knitting or crocheting other blankets. It was interesting to hear how other chapters operate: We are the only one I found who holds two workshops per month, and TWO MABDs per year!




The two main events were a trip to [Missouri Star Quilt Company](#) in Hamilton, Missouri (read the story to see how MSQC came to be!), on Thursday, and a trunk show/presentation from

“[Scrappy Farmer](#)” **Vicky Beasley** on Friday (browse her [blog for patterns](#)). Lots of fun, conversation, exchanging information about chapter activities, tips & tricks, and everything else...



Vicki Beasley fell in love with quilting, but needed to find an economical fabric source—and so she began collecting scraps! She is voracious in gathering up scraps, initially purchasing them at her LQS, and now receiving them from friends & other donations, etc. She manages them by cutting them into 2.5”, 2”, and 1.5” strips, then sorts by size and color—the leftovers become “strings” for scrap blocks. And then she sews! She is a huge fan of [Bonnie Hunter](#) and [Judy Martin](#), and has created a few patterns of her own. Her quilts are amazing—several with over 10,000 pieces!



Project Linus Mystery Quilt Challenge #4

Registration for the fourth Project Linus Mystery Quilt Challenge opens **August 19** (clues will begin in September)! From Mary Balagna’s FB post:

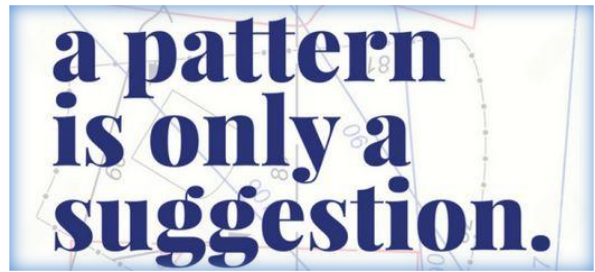
Introducing the 2019 Project Linus Mystery Quilt Challenge! Logey Bear Leads the Way (named after my grandson Logan)! Registration opens Monday August 19th on our website (www.projectlinus.org). For a \$15 tax deductible donation to Project Linus you will receive 7 weeks of detailed clues and videos which will guide you along Logey’s Path to create a beautiful quilt!

AND THEN...a contest with GREAT prizes will follow if you’re interested. Hope you’ll join us!



New Jelly Roll challenge for MABD

[Sew a Jelly Roll day](#) is September 21, and we are celebrating it this year with a Jelly Roll Challenge! Chapter coordinators have utilized scraps to create jelly rolls for blanketeers to make into blankets—just one rule: **NO LASAGNE QUILTS**. Search for jelly roll patterns on Google, or try these links: [FaveQuilts](#), [ILoveToMakeQuilts](#), [Villa Rosa](#), or [ModaBakeShop](#). Pinterest also has LOTS of pictures ☺



We have put together a limited number of jelly rolls for you (limit 1 per blanketeer, please). Please contact Dianne if you need fabric for backings; batting is available at the Library & Team Battelle work parties. Of course, you are also welcome to use jelly rolls from your stash for this challenge!

be turned in by October 17. All entries will be on display at the October 19 MABD at the Richland Library. We will have a drawing for winners.

Jelly rolls will be available at August & September work parties. **Finished quilts must**



Blanket labels: Please attach Project Linus label to the **BACK** of the quilt or blanket.



Tri-Cities Chapter Updates

From Linda Porter: For 2019, we have distributed nearly **1500 blankets**—on track to meet & likely exceed our 2018 year-end total of 3,040 blankets. Thank you to all of our blanketeers!

Christmas Quilts will be accepted starting in October, and through Quilting at the Library in December (Dec.. 12)

Team Battelle Work Parties at Quinault Baptist Church: Thanks to all who help in the morning, with setting up the long tables, ironing boards, etc., and then in the afternoon, getting everything tidied up and put away before we leave. Our goal is always to leave things better than we found them.

Team Battelle Work Party Potlucks: Thanks to all who “play along” with the potluck themes we put out each month! We have enjoyed seeing (& tasting) Kentucky Derby dishes, picnics and barbeques, breakfast (always popular!), and more. Always remember that (like a pattern), the theme is just a suggestion! Please let us know if you have comments, feedback, suggestions or ideas for the potluck (we recognize not everyone likes to cook!).

Upcoming events: Mark your calendar!

- Quilting at the Library: **Second Thursday of each month**, 10:00-4:00, Richland Public Library (955 Northgate Drive, Richland). Upcoming dates: **August 8, September 12, October 10**
- Battelle work parties: **First Saturday of each month**, 10:00-4:00, *Quinault Baptist Church, Kennewick*). Upcoming dates: **August 3, September 7, No October 5 meeting!!**
- **Fall 2019 Make a Blanket Day: October 19! (Richland Public Library)**
- **August 18: Marcus Whitman Carnival** (contact Pam Pelly)
- **August 21: Kids’ day at the Benton-Franklin Fair** (contact Linda Porter)

Useful information!

Project Linus blanket size guide

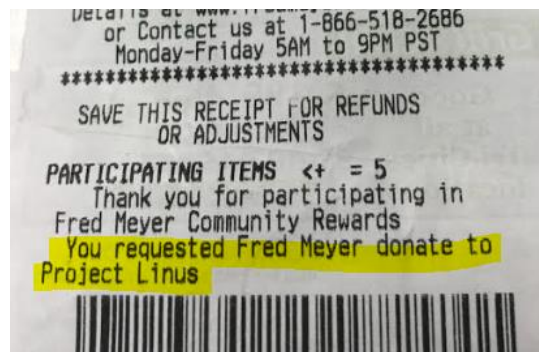
Hospitals: NICU – 28.5" x 36"
Infant/Crib: 30"- 36" x 36-50"
Elementary: 42" - 45" x 48"-55"
High school: 50" – 55" x 65" – 70"
Twin & Double bed sizes

Drop off locations

Badger Mountain Yarns, Kennewick ([new location!](#))
Discount Vac & Sew, Kennewick
Fabric 108, Kennewick
Janean's Bernina, Pasco
JoAnn Fabrics, Kennewick
Quiltmania, Richland

Reminders: Other ways to support Project Linus

Don't forget that you can add our local Tri-Cities chapter of Project Linus to your [Fred Meyer Rewards](#) card—our quarterly check from this source has been increasing, and we greatly appreciate those who help us out this way. **Even if you are not a regular Fred Meyer shopper, we benefit from every purchase you make using your Rewards Card.** →--→--→



You can add the national Project Linus to your [AmazonSmile](#) account. We also accept refills of the coin jars that were distributed a couple of years ago 😊

We also appreciate support received from these local agencies:

Kroger's/Fred Meyer
The Columbus Foundation (Battelle)
Kennewick Kiwanis
Live Victoriously Ministries

Tri-Cities, WA BMW Freeriders
Washington River Protection Solutions
Walla Walla Exchange Club Foundation

If your employer supports giving to or helping with community projects, please contact us! We have participated with other groups (corporate, Boy Scouts, etc.) who worked with us on Make A Blanket Day, and at regular work parties.

Chapter funds do not pay for any salaries; we are volunteers. Chapter funds (your donations!) cover the costs of purchasing supplies such as labels, ribbon, yarn, fleece, fabric and batting, postage, etc.

All this & more online!

Just a reminder to check [our website](#) for events and contests, as well as contact information and patterns. You can Google us if you don't bookmark it 😊

Find us on Facebook! You can also "[Like](#)" [our Facebook page](#) (you don't have to be "on Facebook" to see our page) and get reminders about upcoming events, resources, tips, etc.

